

Coach/Team Registration for BSYBL

Coaches that want to create a new team, add their own players, need to go through the following process:

1. Go to the BSYBL [Coaches Login](#) screen and select "Create New account". Registration Deadline: 11:59pm on Sept 23, 2011.
2. Click "Skip" on the FAMILY LOOKUP page (because there are no existing accounts to look up). Only create one account for each coach or player.
3. Create a new unique username and password and fill out the required fields for the coach's personal information. Click Insert to continue registration.
4. On the Registration Options page, register the participant as "TEAM / FREE AGENT" shown below by putting a check in the checkbox next to that registration type.

Registration / Options

Profile **Options** Guardians Volun

Name
test55 55test

Registered
Not registered for this sport

Sport
Basketball

Registration Type

Player

Team/Free Agent

None (if not registering)

League Selection
No leagues selected
Select Leagues/Position

Questions
2010-11 Team Record (if applicable)

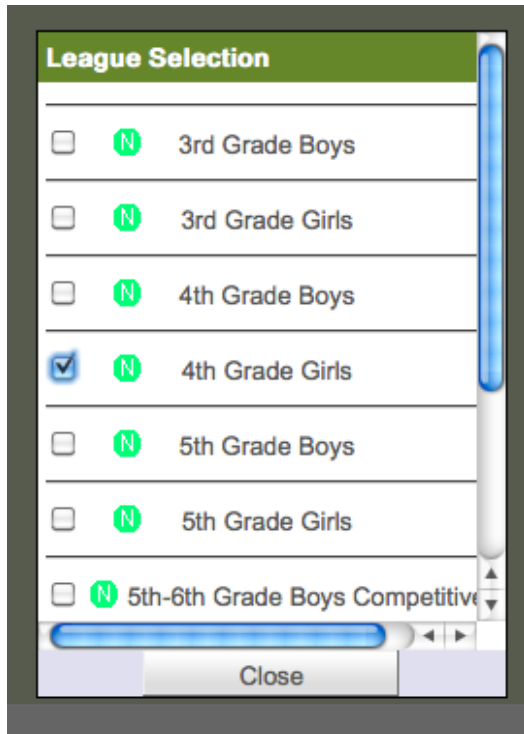
Please select registration type for at least one user

<< Back Next >>

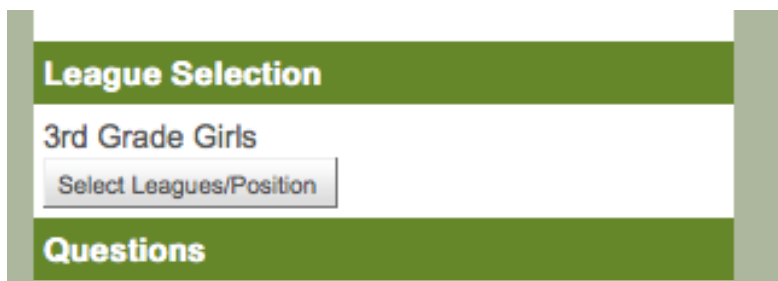
5. Then choose from leagues available to you by clicking "Select Leagues/Position button in the LEAGUE SELECTION area (shown in lower portion of picture above).

Coach/Team Registration for BSYBL

6. A league selection box will pop up with leagues available to you (shown below). Check the box with your mouse in the league you want to select, then click “Close” on the bottom of the window.

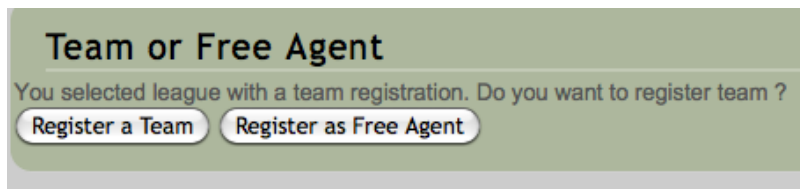


7. Now the league you selected will be listed in the League Selection area of the Registration Options page (shown below).



8. Finish any questions in the questions area for the sports organization then press “Next” button at the bottom of the Registration Options page.

9. On the next page in the Registration process, you will be given a few choices. Since your registering a team, click the "Register a Team" button (Shown below).



Coach/Team Registration for BSYBL

10. You will then be taken to the Registration Team Page. At this point check that the Sport and League are correct then Type in your Team Name in the text field provided (shown below).

Registration Team - Team

Team

Roster:

Sport:

League:

Division: Default Division

Team Name:

11.1 The Registration Team - Roster Page. This is where you can add/edit players or add assistant coaches to your team. You will be listed as Head Coach.

Registration Team - Roster

Roster

TEAM: Test League

Roster:

Coaches:

Thisisa TestCoach

Player:

Assistant Coaches:

Coach/Team Registration for BSYBL

11.2 Adding a player

The team roster dialog. You must fill out all required fields that have a red star "*", next to them, for each player you add.

Team Roster Player

Add Player

TEAM: Test Team

Please update the information below. Fields with a * are required.

First Name:*

Last Name:*

Date of birth:*

Gender:*

Grade (2011-12 School Year):*

Address:

City:

State:

Zip:

Day Phone: Format: ###-###-####

Evening Phone: Format: ###-###-####

Cell Phone: Format: ###-###-####

Receive Text Messages:

Primary Email:

Secondary Email:

12. On the next page the PAYMENT page, you must pay for any new or unpaid players on your team at \$70 each. You can pay via electronic check or credit card.

13. After you make your payment you will receive a confirmation page and sent a confirmation via the email to the primary and secondary email addresses listed on the account you just set up.

You can now use the Username and password you just created to access your coaches account. To add new players go to the Roster Menu item and click the add button at the bottom of your roster.

Drafting FREE AGENT PLAYERS

If you want to draft someone that is in the free agent pool then please contact a league administrator with your request. That can only be done by a league administrator.

You can then use your login information you just created to access your profile in the future, just log into the [login page](#) as a returning user.

If you forget the login/password please do not create another account, instead use the recover [username/password](#) link on the login page to have it sent to you.

Please do not create a new account once you have gone through registration already. You will use one account for this season and will reuse it each season.